

**RESOLUTION NO. 2022-19**

RESOLUTION OF THE BOARD OF DIRECTORS OF THE SAN DIEGO COUNTY WATER AUTHORITY ESTABLISHING THE NUMBER OF VOTES BY REPRESENTATIVES OF MEMBER AGENCIES FOR CALENDAR YEAR 2023 AS DETERMINED BY TOTAL FINANCIAL CONTRIBUTION FOR THE FISCAL YEAR ENDING 2022 AND THE NUMBER OF MEMBER REPRESENTATIVES AS DETERMINED BY TOTAL ASSESSED VALUES AS OF JUNE 30, 2022

WHEREAS, pursuant to subdivision (i) of section 6 of the County Water Authority Act, the Board of Directors is required annually to determine the total financial contribution of each member agency and the number of member representatives; and

WHEREAS, the Finance Department has calculated and reported to the Board of Directors the total financial contribution and corresponding votes of each member agency of the Water Authority; and

WHEREAS, the number of member representatives to which a member agency is entitled is determined by percentage of assessed valuation in accordance with subdivision (d) of section 6 of the County Water Authority Act and the Finance Department has calculated and reported to the Board of Directors the percentage of assessed valuation of each member agency.

NOW, THEREFORE, BE IT RESOLVED, by the Board of Directors of the Water Authority, that the number of votes allocated to each member public agency is shown in Attachment A and the number of member representatives for each public agency to the Water Authority Board of Directors is shown in Attachment B:


PASSED, APPROVED AND ADOPTED, this 17th day of November 2022.

AYES: Unless noted below all Directors voted aye.


NOES: None.

ABSTAIN: None.


ABSENT: Bebee, Cate, Heidemann, Hogan, Preciado, and Simpson.

  
\_\_\_\_\_  
Mel Katz, Chair

ATTEST:

  
\_\_\_\_\_  
Frank Hilliker, Secretary

I, Melinda Nelson, Clerk of the Board of Directors of the San Diego County Water Authority, certify that the vote shown above is correct and this Resolution No. 2022-19 was duly adopted at the meeting of the Board of Directors on the date stated above.

  
\_\_\_\_\_  
Melinda Nelson  
Clerk of the Board

**ATTACHMENT A**  
**Vote Entitlement**  
**Effective January 1, 2023**

<b>Member Agency</b>	<b>Total Cumulative Financial Contribution <sup>1</sup></b>	<b>Vote Entitlement <sup>2</sup></b>	<b>Calculated Percentage</b>
Carlsbad Municipal Water District	\$ 608,156,967	121.631	<b>3.762%</b>
City of Del Mar	49,068,923	9.814	<b>0.303%</b>
City of Escondido	560,675,994	112.135	<b>3.468%</b>
Fallbrook Public Utility District	356,419,324	71.284	<b>2.205%</b>
Helix Water District	1,073,753,478	214.751	<b>6.642%</b>
Lakeside Water District	119,957,911	23.992	<b>0.742%</b>
City of National City	113,146,443	22.629	<b>0.700%</b>
City of Oceanside	842,872,486	168.574	<b>5.214%</b>
Olivenhain Municipal Water District	552,849,948	110.570	<b>3.420%</b>
Otay Water District	986,519,889	197.304	<b>6.102%</b>
Padre Dam Municipal Water District	435,365,909	87.073	<b>2.693%</b>
Pendleton Military Reservation	12,607,898	2.522	<b>0.078%</b>
City of Poway	345,308,927	69.062	<b>2.136%</b>
Rainbow Municipal Water District	629,152,426	125.830	<b>3.892%</b>
Ramona Municipal Water District	232,640,732	46.528	<b>1.439%</b>
Rincon del Diablo Municipal Water District	229,247,188	45.849	<b>1.418%</b>
City of San Diego	6,420,357,508	1,284.072	<b>39.713%</b>
San Dieguito Water District	174,480,532	34.896	<b>1.079%</b>
Santa Fe Irrigation District	263,656,384	52.731	<b>1.631%</b>
South Bay Irrigation District	305,418,869	61.084	<b>1.889%</b>
Vallecitos Water District	495,920,686	99.184	<b>3.067%</b>
Valley Center Municipal Water District	799,485,994	159.897	<b>4.945%</b>
Vista Irrigation District	477,690,919	95.538	<b>2.955%</b>
Yuima Municipal Water District	81,938,327	16.388	<b>0.507%</b>
<b>Total</b>	<b>\$ 16,166,693,662</b>	<b>3,233.338</b>	<b>100.000%</b>

<sup>1</sup> Total Cumulative Financial Contribution equals Total Cumulative Financial Contribution as of June 30, 2021 plus total Member Agency Financial Contribution for fiscal year ended June 30, 2022.

<sup>2</sup> Vote Entitlement amount is calculated as a Member Agency's Total Cumulative Financial Contribution divided by \$5,000,000.

Source:  
San Diego County Water Authority

**ATTACHMENT B**  
**Representative Entitlement**  
**Effective January 1, 2023**

<b>Assessed Valuation, June 30 2022 (amounts in dollars)</b>					
<b>Member Agency</b>	<b>Total Secured</b>	<b>Total Unsecured</b>	<b>Total</b>	<b>Percent</b>	<b>Member Rep.</b>
Carlsbad Municipal Water District	\$ 32,440,236,713	\$ 1,550,087,014	\$ 33,990,323,727	5.158%	2
City of Del Mar	4,618,358,667	22,817,671	4,641,176,338	0.704%	1
City of Escondido	10,470,680,827	302,493,350	10,773,174,177	1.635%	1
Fallbrook Public Utility District	4,887,204,138	50,760,917	4,937,965,055	0.749%	1
Helix Water District	33,709,298,779	806,909,008	34,516,207,787	5.238%	2
Lakeside Water District	3,370,331,215	117,734,897	3,488,066,112	0.529%	1
City of National City	5,117,895,201	249,265,070	5,367,160,271	0.814%	1
City of Oceanside	29,471,109,553	622,837,378	30,093,946,931	4.567%	1
Olivenhain Municipal Water District	27,926,265,853	448,998,352	28,375,264,205	4.306%	1
Otay Water District	40,143,562,226	1,275,868,231	41,419,430,457	6.285%	2
Padre Dam Municipal Water District	14,609,893,929	330,772,631	14,940,666,560	2.267%	1
Pendleton Military Reservation	38,228,676	20,260,887	58,489,563	0.009%	1
City of Poway	12,618,228,985	550,300,967	13,168,529,952	1.998%	1
Rainbow Municipal Water District	6,127,342,791	34,889,508	6,162,232,299	0.935%	1
Ramona Municipal Water District	5,361,838,262	66,695,007	5,428,533,269	0.824%	1
Rincon del Diablo Municipal Water District	12,474,852,130	270,244,123	12,745,096,253	1.934%	1
City of San Diego	309,637,562,471	12,569,853,705	322,207,416,176	48.893%	10
San Dieguito Water District	13,278,051,420	188,866,374	13,466,917,794	2.044%	1
Santa Fe Irrigation District	13,936,435,084	83,249,270	14,019,684,354	2.127%	1
South Bay Irrigation District	13,390,921,857	397,956,517	13,788,878,374	2.092%	1
Vallecitos Water District	19,376,229,868	420,661,767	19,796,891,635	3.004%	1
Valley Center Municipal Water District	5,819,563,471	203,921,230	6,023,484,701	0.914%	1
Vista Irrigation District	18,433,190,747	682,324,833	19,115,515,580	2.901%	1
Yuima Municipal Water District	469,426,893	9,479,829	478,906,722	0.073%	1
<b>Total</b>	<b>\$ 637,726,709,756</b>	<b>\$ 21,277,248,536</b>	<b>\$ 659,003,958,292</b>	<b>100.000%</b>	<b>36</b>

**5% of Total Assessed Valuation is: \$32,950,197,915**

Notes:

1. County of San Diego receives one Special Representative.
2. Pendleton Military Reservation is entitled to only one member representative regardless of total assessed valuation.

Source:

Data from County of San Diego Auditor/Controller - Property Tax Services Report dated 7/05/2022.