

November 28, 2018

**Attention: Administrative and Finance Committee**

**Vote Entitlement and Representation Resolution for Calendar Year 2019. (Action)**

**Staff recommendation**

Adopt Resolution 2018-\_\_ establishing the vote and representative entitlements of each member agency effective January 1, 2019.

**Alternative**

None.

**Fiscal Impact**

None.

**Executive Summary**

- The vote entitlement of each member agency is reestablished each year on January 1 and is calculated as one vote for each \$5 million of total financial contribution.
- Total financial contribution includes all amounts and charges paid directly by or on behalf of the member agency to the Water Authority and the Metropolitan Water District.
- Each member agency must have at least one representative on the Board of Directors.
- Each member agency may designate and appoint one additional representative for each full five percent of total Water Authority assessed value of all properties within their service area.

**Discussion**

The cumulative total financial contribution as of June 30, 2018 was \$13,464,248,619 and the total vote entitlement for the Calendar Year 2019 is 2,692.85. The cumulative total financial contribution is calculated by adding the total member agency financial contribution for the fiscal year ended June 30, 2018 to the cumulative total member agency financial contribution as of June 30, 2017. The total vote entitlement is the cumulative total financial contribution divided by \$5 million.

Attachment A of the Resolution lists the cumulative total financial contribution by member agency as of June 30, 2018 and the vote entitlements by member agency for Calendar Year 2019.

The total member agency representative entitlement for Calendar Year 2019 is thirty-six (36). The member agency representative entitlements are based on assessed values certified by the County of San Diego, Auditor and Controller, as of June 30, 2018. The number of Carlsbad representative remains with two representatives based on the Calendar Year 2019 calculation.

Attachment B of the Resolution lists the representative entitlement of each member agency. In summary, the City of San Diego has ten representatives; Carlsbad, Helix Water District and Otay Water District each have two representatives and the remaining member agencies each have one representative.

Prepared by: Priscilla Tam, Accounting Technician  
Reviewed by: Christopher Woidzik, Controller  
Reviewed by: Lisa Marie Harris, Director of Finance/Treasurer  
Approved by: Dan Denham, Assistant General Manager

Attachments: Resolution No. 2018-\_\_\_ Vote and Member Representative Entitlements  
Resolution for Calendar Year 2019  
- Attachment A: Vote Entitlements Effective January 1, 2019  
- Attachment B: Representative Entitlements Effective January 1, 2019

RESOLUTION NO. 2018- 22

RESOLUTION OF THE BOARD OF DIRECTORS OF THE  
SAN DIEGO COUNTY WATER AUTHORITY  
ESTABLISHING THE NUMBER OF VOTES BY REPRESENTATIVES  
OF MEMBER AGENCIES FOR CALENDAR YEAR 2019 AS DETERMINED BY  
TOTAL FINANCIAL CONTRIBUTION FOR THE FISCAL YEAR ENDING 2018 AND  
THE NUMBER OF MEMBER REPRESENTATIVES AS DETERMINED BY TOTAL  
ASSESSED VALUES AS OF JUNE 30, 2018

WHEREAS, pursuant to subdivision (i) of section 6 of the County Water Authority Act, the Board of Directors is required annually to determine the total financial contribution of each member agency and the number of member representatives; and

WHEREAS, the Finance Department has calculated and reported to the Board of Directors the total financial contribution and corresponding votes of each member agency of the Water Authority; and

WHEREAS, the number of member representatives to which a member agency is entitled is determined by percentage of assessed valuation in accordance subdivision (d) of section 6 of the County Water Authority Act and the Finance Department has calculated and reported to the Board of Directors the percentage of assessed valuation of each member agency.

NOW, THEREFORE, BE IT RESOLVED, by the Board of Directors of the Water Authority, that the number of votes allocated to each member public agency is shown in Attachment A and the number of member representatives for

each public agency to the Water Authority Board of Directors is shown in Attachment B.


PASSED, APPROVED AND ADOPTED, on this 6th day of December, 2018.

Ayes: Unless noted below all Directors voted aye.


Noes: None

Abstain: None


Absent: Barnum, Boyle, Cate, Croucher, Kennedy, Preeiado, Simpson, Watkins.

  
\_\_\_\_\_  
Jim Madaffer, Chair

ATTEST:

  
\_\_\_\_\_  
Christy Guerin, Secretary

I, Melinda Nelson, Clerk of the Board of Directors of the San Diego County Water Authority, certify that the vote shown above is correct and this Resolution No. 2018-22 was duly adopted at the meeting of the Board of Directors on the date stated above.

  
\_\_\_\_\_  
Melinda Nelson  
Clerk of the Board

**ATTACHMENT A**

**Vote Entitlement  
Effective January 1, 2019**

<b>Member Agency</b>	<b>Total Cumulative Financial Contribution*</b>	<b>Vote Entitlement</b>	<b>Percent</b>
Carlsbad	\$487,779,337	97.556	3.62%
Del Mar	\$39,898,724	7.980	0.30%
Escondido	\$476,820,518	95.364	3.54%
Fallbrook	\$309,815,064	61.963	2.30%
Helix	\$908,962,011	181.792	6.76%
Lakeside	\$99,884,084	19.977	0.74%
National City	\$100,026,281	20.005	0.74%
Oceanside	\$692,989,041	138.598	5.15%
Olivenhain	\$440,610,807	88.122	3.27%
Otay	\$781,085,134	156.217	5.80%
Padre Dam	\$363,120,638	72.624	2.70%
Pendleton	\$12,261,668	2.452	0.09%
Poway	\$287,018,932	57.404	2.13%
Rainbow	\$537,402,273	107.480	3.99%
Ramona	\$200,905,337	40.181	1.49%
Rincon	\$195,741,065	39.148	1.45%
San Diego	\$5,352,910,275	1,070.582	39.76%
San Dieguito	\$143,990,366	28.798	1.07%
Santa Fe	\$214,211,770	42.842	1.59%
South Bay	\$270,971,483	54.194	2.01%
Vallecitos	\$380,701,241	76.140	2.83%
Valley Center	\$700,073,099	140.015	5.20%
Vista	\$409,239,269	81.848	3.04%
Yuima	\$57,830,202	11.566	0.43%
<b>Total</b>	<b>\$13,464,248,619</b>	<b>2,692.850</b>	<b>100.00%</b>

\* Cumulative Total Financial Contribution equals Cumulative Total Financial Contribution as of June 30, 2017 plus total Member Agency Financial Contribution for fiscal year ended June 30, 2018.

**ATTACHMENT B**

**Representative Entitlement  
Effective January 1, 2019**

<b>Assessed Valuation, June 30 2018 (Amount in Dollars)</b>					
<b>Member Agency</b>	<b>Secured</b>	<b>Unsecured</b>	<b>Total</b>	<b>Percent</b>	<b>Member Representative</b>
Carlsbad	26,141,427,969	996,154,816	27,137,582,785	5.14%	2
Del Mar	3,665,991,770	23,686,021	3,689,677,791	0.70%	1
Escondido	8,577,374,178	275,963,971	8,853,338,149	1.68%	1
Fallbrook	4,005,966,807	46,338,505	4,052,305,312	0.77%	1
Helix	26,611,426,002	708,980,428	27,320,406,430	5.18%	2
Lakeside	2,666,998,406	129,801,425	2,796,799,831	0.53%	1
National City	4,054,973,669	232,906,205	4,287,879,874	0.81%	1
Oceanside	23,471,973,741	512,802,931	23,984,776,672	4.55%	1
Olivenhain	23,258,317,519	389,622,971	23,647,940,490	4.48%	1
Otay	30,879,912,941	648,108,461	31,528,021,402	5.98%	2
Padre Dam	11,475,885,284	273,151,260	11,749,036,544	2.23%	1
Pendleton*	36,973,763	22,462,493	59,436,256	0.01%	1
Poway	10,510,454,439	422,026,397	10,932,480,836	2.07%	1
Rainbow	4,660,902,605	24,770,432	4,685,673,037	0.89%	1
Ramona	4,397,466,541	44,814,759	4,442,281,300	0.84%	1
Rincon	9,774,345,428	275,169,065	10,049,514,493	1.90%	1
San Diego	248,321,938,882	10,523,074,014	258,845,012,896	49.05%	10
San Dieguito	10,333,067,415	162,585,794	10,495,653,209	1.99%	1
Santa Fe	11,448,212,284	79,593,908	11,527,806,192	2.19%	1
South Bay	10,895,653,558	336,838,336	11,232,491,894	2.13%	1
Vallecitos	15,646,436,786	396,331,895	16,042,768,681	3.04%	1
Valley Center	4,667,130,684	27,292,623	4,694,423,307	0.89%	1
Vista	14,582,086,924	524,149,503	15,106,236,427	2.86%	1
Yuima	391,448,369	7,683,172	399,131,541	0.08%	1
<b>Total</b>	<b>\$ 510,476,365,964</b>	<b>\$ 17,084,309,385</b>	<b>\$ 527,560,675,349</b>	<b>100.00%</b>	<b>36</b>

**5% of Total Assessed Valuation is \$24,852,565,148**

Note: County of San Diego – 1 Special Representative

\*Pendleton Military Reservation is entitled to only one member representative notwithstanding total assessed valuation.

Source: Report from County of San Diego Auditor/Controller - Property tax services dated 7/04/2018. Report ID: Val Mail-01 PSVVP70@